




Kinesia 360™ systems may be purchased or leased. For a quote, please contact info@glneurotech.com or call 1-216-361-5410.

The Kinesia 360 motor assessment system is cleared for sale as a medical device in the US, EU, UK, and Australia and can be used in many countries worldwide in clinical trials when labeled for research-use only and approved by an IRB.


The Kinesia 360 motor assessment system is intended to monitor physical motion and muscle activity to quantify kinematics of movement disorder symptoms such as tremor and assess activity in any instance where quantifiable analysis of motion and muscle activity is desired.



CONTACT US

 6100 Rockside Woods Blvd N, Ste 415
Independence, OH 44131

 www.GLNeuroTech.com
Info@GLNeuroTech.com

 p. 216.361.5410
f. 216.361.5420

KinesiaTM 360
MOTOR ASSESSMENT SYSTEM



CONTINUOUS AMBULATORY
MONITORING ✓



REMOTE DATA MANAGEMENT ✓

REAL-TIME DATA
ANALYSIS & REPORTING ✓



MEASURE WITH HIGH
SENSITIVITY & RELIABILITY ✓

WEARABLE, OBJECTIVE, CONTINUOUS
MONITORING OF MOVEMENT DISORDERS

Kinesia™ products are used as outcome measures in
Phase I, II, III and IV clinical trials.

Kinesia technology is integrated in clinical trials around the globe for Parkinson’s disease, essential tremor and other movement disorders. Intelligent remote sensing technology increases sensitivity and reliability of outcome measures, improves efficiency with web applications and expands accessibility.

✓ **CLINICAL TRIAL SERVICES**

- Protocol Support Integration
- Custom Training Materials
- Custom Site Guides
- Site Training
- Equipment Shipping Logistics
- Cellular Data Management
- Kinesia Web Portal Management
- Data Management
- Study Technical Support

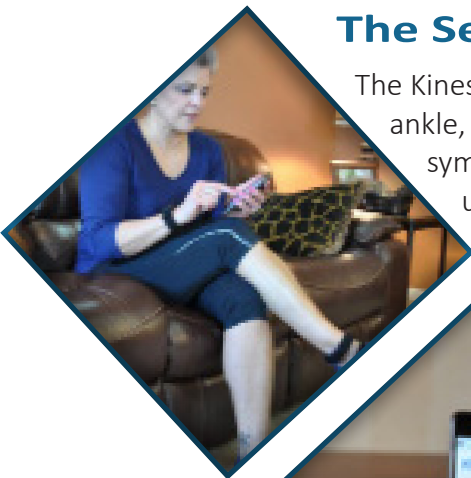
✓ **Kinesia 360
OUTCOME MEASURES**
for **Parkinson’s Disease** and **Essential Tremor**

- Continuous**
- Tremor
 - Slowness
 - Dyskinesia
 - Mobility
 - Steps
 - Body Position

The Kinesia 360™ motor assessment system provides low burden method for remote, continuous measurement of patient symptoms. Sensors worn on the wrist and ankle combined with a mobile application continuously record data for assessment of tremor, slowness, dyskinesia and mobility. Data from the motion sensors is uploaded to the Kinesia Web Portal and algorithms are used to detect symptoms and calculate severity scores every two minutes on a scale shown to be highly correlated with clinician ratings.

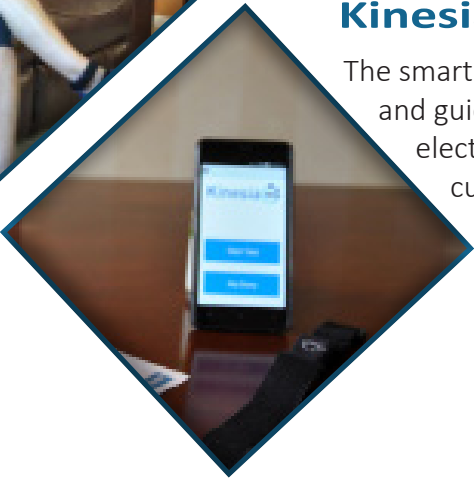
validated
real-time

reliable
secure



The Sensors

The Kinesia 360 user kit includes two sensors, one worn on the wrist and one on the ankle, to allow an accurate and clinically validated assessment of Parkinson’s motor symptoms. Sensors record data all day and recharge overnight for extended home use.



Kinesia 360 Smartphone App

The smartphone is preloaded with the Kinesia 360 software app and guides patients through daily use. The app also includes electronic diaries for capturing patient-reported outcomes and customizable medication diaries. The system also includes mobile device management to ensure software is always current and usage can be controlled.

Secure Web Portal

Motion and diary data are transmitted to a secure cloud via mobile broadband for processing and storage in a 21 CFR Part 11 compliant database. Clinicians and researchers can access reports via the Kinesia web portal and view real-time patient compliance.



Kinesia 360 Reports

Kinesia 360 provides motor symptom data every two-minutes as well as daily summaries. Customized data reporting is available.